

Reciprocal Teaching



Reciprocal Teaching





Purpose of Reciprocal Teaching Strategy:

Reciprocal Teaching (Palinscar & Brown 1984) is a guided reading comprehension strategy that encourages students to develop the skills that effective readers and learners do automatically (summarize, question, clarify, and predict).



Students use these four comprehension strategies on a common text, in pairs or small groups. Reciprocal Teaching can be used with fiction, non-fiction, prose or poetry.

Reciprocal Teaching Cards

Student role cards have been printed up at the Administration Building Print Shop. Each deck of cards is color-coded. There are 32 cards (8 cards for each role). Please contact your Language Arts Department Chair or Amy Goodman at 267-0221 if you need a replacement set of cards.

<p>summarizer</p> 	← →	<ol style="list-style-type: none">1. Read the assigned section carefully.2. Think about the main ideas being presented.3. Jot down these main ideas on paper. Look for 3 or 4.4. Use bold faced print and headings to help you.5. Tell your partner/group what the section was about.6. Avoid retelling all the little details.
<p>questioner</p> 	← →	<ol style="list-style-type: none">1. Read the assigned section carefully.2. Think about the main ideas being presented.3. Jot down 3 - 4 "I wonder" statements about the content.4. Read one question to your partner/group and ask for possible answers. Share your thoughts, too.5. Continue discussing the rest of your questions.
<p>clarifier</p> 	← →	<ol style="list-style-type: none">1. Read the assigned section carefully.2. Think about the main ideas being presented.3. Jot down any words you find confusing.4. Jot down any ideas you find confusing.5. Tell your partner/group about your confusions. See if anyone in the group can clear things up.6. Ask your group if they had any confusions. Try to clear up any of their concerns.
<p>predictor</p> 	← →	<ol style="list-style-type: none">1. Read the assigned section carefully.2. Think about the main ideas being presented.3. Based on what you have just read, predict what you think you will read next.4. Jot down 3 - 4 predictions.5. Tell your partner/group about your predictions. See what they think might happen next.

summarizer





1. Read the assigned section carefully.
2. Think about the main ideas being presented.
3. Jot down those main ideas on paper. Look for 3 or 4.
4. Use bold-faced print and headings to help you.
5. Tell your partner/group what the section was about.
6. Avoid retelling all the little details.

Restate the text in your own words.

Explain what you read in two or three sentences.

questioner





1. Read the assigned section carefully.
2. Think about the main ideas being presented.
3. Jot down 3 - 4 "I wonder" statements about the content.
4. Read one question to your partner/group and ask for possible answers. Share your thoughts, too.
5. Continue discussing the rest of your questions.

Ask one *on-* and one *under-the-surface* question.

The answer for *on-the-surface* questions can be found right in the text.

clarifier




1. Read the assigned section carefully.
2. Think about the main ideas being presented.
3. Jot down any words you find confusing.
4. Jot down any ideas you find confusing.
5. Tell your partner/group about your confusions. See if anyone in the group can clear things up.
6. Ask your group if they had any confusions. Try to clear up any of their concerns.

Write down words or ideas that need to be clarified

Discuss with your group.

predictor



1. Read the assigned section carefully.
2. Think about the main ideas being presented.
3. Based on what you have just read, predict what you think you will read next.
4. Jot down 3 - 4 predictions.
5. Tell your partner/group about your predictions. See what they think might happen next.

Predict what is likely to happen next and later.

Give evidence for your prediction.

Reciprocal Teaching

“Harlem”

By Langston Hughes



Harlem

BY LANGSTON HUGHES

Harlem

BY [LANGSTON HUGHES](#)

summarizer



1. Read the assigned section carefully.
2. Think about the main ideas being presented.
3. Jot down those main ideas on paper. Look for 3 or 4.
4. Use bold-faced print and headings to help you.
5. Tell your partner/group what the section was about.
6. Avoid retelling all the little details.

summarizer



1. Read the assigned section carefully.
2. Think about the main ideas being presented.
3. Jot down those main ideas on paper. Look for 3 or 4.
4. Use bold faced print and headings to help you.
5. Tell your partner/group what the section was about.
6. Avoid reciting all the little details.

Harlem

BY LANGSTON HUGHES

summarizer





1. Read the assigned section carefully.
2. Think about the main ideas being presented.
3. Jot down those main ideas on paper. Look for 3 or 4.
4. Use bold faced print and headings to help you.
5. Tell your partner/group what the section was about.
6. Avoid reciting all the little details.

Harlem

BY LANGSTON HUGHES

questioner



1. Read the assigned section carefully.
2. Think about the main ideas being presented.
3. Jot down 3 - 4 "I wonder" statements about the content.
4. Read one question to your partner/group and ask for possible answers. Share your thoughts, too.
5. Continue discussing the rest of your questions.

summarizer



1. Read the assigned section carefully.
2. Think about the main ideas being presented.
3. Jot down those main ideas on paper. Look for 3 or 4.
4. Use bold faced print and headings to help you.
5. Tell your partner/group what the section was about.
6. Avoid reciting all the little details.

Harlem

BY LANGSTON HUGHES

questioner



1. Read the assigned section carefully.
2. Think about the main ideas being presented.
3. Jot down 3-4 "I wonder" statements about the content.
4. Read one question to your partner/group and ask for possible answers. Share your thoughts, too.
5. Continue discussing the rest of your questions.

summarizer



1. Read the assigned section carefully.
2. Think about the main ideas being presented.
3. Jot down those main ideas on paper. Look for 3 or 4.
4. Use bold faced print and headings to help you.
5. Tell your partner/group what the section was about.
6. Avoid reciting all the little details.

Harlem



BY LANGSTON HUGHES

questioner



1. Read the assigned section carefully.
2. Think about the main ideas being presented.
3. Jot down 3-4 "I wonder" statements about the content.
4. Read one question to your partner/group and ask for possible answers. Share your thoughts, too.
5. Continue discussing the rest of your questions.

clarifier



1. Read the assigned section carefully.
2. Think about the main ideas being presented.
3. Jot down any words you find confusing.
4. Jot down any ideas you find confusing.
5. Tell your partner/group about your confusions. See if anyone in the group can clear things up.
6. Ask your group if they had any confusions. Try to clear up any of their concerns.

summarizer



1. Read the assigned section carefully.
2. Think about the main ideas being presented.
3. Jot down those main ideas on paper. Look for 3 or 4.
4. Use bold faced print and headings to help you.
5. Tell your partner/group what the section was about.
6. Avoid reciting all the little details.

Harlem

BY LANGSTON HUGHES

questioner



1. Read the assigned section carefully.
2. Think about the main ideas being presented.
3. Jot down 3-4 "I wonder" statements about the content.
4. Read one question to your partner/group and ask for possible answers. Share your thoughts, too.
5. Continue discussing the rest of your questions.

clarifier



1. Read the assigned section carefully.
2. Think about the main ideas being presented.
3. Jot down any words you find confusing.
4. Jot down any ideas you find confusing.
5. Tell your partner/group about your confusions. See if anyone in the group can clear things up.
6. Ask your group if they had any confusions. Try to clear up any of their concerns.

summarizer



1. Read the assigned section carefully.
2. Think about the main ideas being presented.
3. Jot down those main ideas on paper. Look for 3 or 4.
4. Use bold faced print and headings to help you.
5. Tell your partner/group what the section was about.
6. Avoid reciting all the little details.

Harlem

BY LANGSTON HUGHES

questioner




1. Read the assigned section carefully.
2. Think about the main ideas being presented.
3. Jot down 3-4 "I wonder" statements about the content.
4. Read one question to your partner/group and ask for possible answers. Share your thoughts, too.
5. Continue discussing the rest of your questions.

clarifier



1. Read the assigned section carefully.
2. Think about the main ideas being presented.
3. Jot down any words you find confusing.
4. Jot down any ideas you find confusing.
5. Tell your partner/group about your confusions. See if anyone in the group can clear things up.
6. Ask your group if they had any confusions. Try to clear up any of their concerns.

predictor



1. Read the assigned section carefully.
2. Think about the main ideas being presented.
3. Based on what you have just read, predict what you think you will read next.
4. Jot down 3-4 predictions.
5. Tell your partner/group about your predictions. See what they think might happen next.

summarizer



1. Read the assigned section carefully.
2. Think about the main ideas being presented.
3. Jot down those main ideas on paper. Look for 3 or 4.
4. Use bold faced print and headings to help you.
5. Tell your partner/group what the section was about.
6. Avoid reciting all the little details.

predictor



1. Read the assigned section carefully.
2. Think about the main ideas being presented.
3. Based on what you have just read, predict what you think you will read next.
4. Jot down 3-4 predictions.
5. Tell your partner/group about your predictions. See what they think might happen next.

Harlem

BY LANGSTON HUGHES

questioner




1. Read the assigned section carefully.
2. Think about the main ideas being presented.
3. Jot down 3-4 "I wonder" statements about the content.
4. Read one question to your partner/group and ask for possible answers. Share your thoughts, too.
5. Continue discussing the rest of your questions.

clarifier



1. Read the assigned section carefully.
2. Think about the main ideas being presented.
3. Jot down any words you find confusing.
4. Jot down any ideas you find confusing.
5. Tell your partner/group about your confusions. See if anyone in the group can clear things up.
6. Ask your group if they had any confusions. Try to clear up any of their confusions.

summarizer



1. Read the assigned section carefully.
2. Think about the main ideas being presented.
3. Jot down those main ideas on paper. Look for 3 or 4.
4. Use bold faced print and headings to help you.
5. Tell your partner/group what the section was about.
6. Avoid reciting all the little details.

predictor



1. Read the assigned section carefully.
2. Think about the main ideas being presented.
3. Based on what you have just read, predict what you think you will read next.
4. Jot down 3-4 predictions.
5. Tell your partner/group about your predictions. See what they think might happen next.

Harlem

BY LANGSTON HUGHES

What happens to a dream deferred?

questioner



1. Read the assigned section carefully.
2. Think about the main ideas being presented.
3. Jot down 3-4 "I wonder" statements about the content.
4. Read one question to your partner/group and ask for possible answers. Share your thoughts, too.
5. Continue discussing the rest of your questions.

clarifier



1. Read the assigned section carefully.
2. Think about the main ideas being presented.
3. Jot down any words you find confusing.
4. Jot down any ideas you find confusing.
5. Tell your partner/group about your confusions. See if anyone in the group can clear things up.
6. Ask your group if they had any confusions. Try to clear up any of their confusions.

summarizer



1. Read the assigned section carefully.
2. Think about the main ideas being presented.
3. Jot down those main ideas on paper. Look for 3 or 4.
4. Use bold faced print and headings to help you.
5. Tell your partner/group what the section was about.
6. Avoid reciting all the little details.



Harlem

BY LANGSTON HUGHES

questioner



1. Read the assigned section carefully.
2. Think about the main ideas being presented.
3. Jot down 3-4 "I wonder" statements about the content.
4. Read one question to your partner/group and ask for possible answers. Share your thoughts, too.
5. Continue discussing the rest of your questions.



predictor



1. Read the assigned section carefully.
2. Think about the main ideas being presented.
3. Based on what you have just read, predict what you think you will read next.
4. Jot down 3-4 predictions.
5. Tell your partner/group about your predictions. See what they think might happen next.



What happens to a dream deferred?

clarifier




1. Read the assigned section carefully.
2. Think about the main ideas being presented.
3. Jot down any words you find confusing.
4. Jot down any ideas you find confusing.
5. Tell your partner/group about your confusions. See if anyone in the group can clear things up.
6. Ask your group if they had any confusions. Try to clear up any of their confusions.



Restate the text in your own words.

Explain what you read in two or three sentences.

summarizer



1. Read the assigned section carefully.
2. Think about the main ideas being presented.
3. Jot down those main ideas on paper. Look for 3 or 4.
4. Use bold faced print and headings to help you.
5. Tell your partner/group what the section was about.
6. Avoid reciting all the little details.

predictor



1. Read the assigned section carefully.
2. Think about the main ideas being presented.
3. Based on what you have just read, predict what you think you will read next.
4. Jot down 3-4 predictions.
5. Tell your partner/group about your predictions. See what they think might happen next.

Harlem

BY LANGSTON HUGHES

What happens to a dream deferred?

questioner



1. Read the assigned section carefully.
2. Think about the main ideas being presented.
3. Jot down 3-4 "I wonder" statements about the content.
4. Read one question to your partner/group and ask for possible answers. Share your thoughts, too.
5. Continue discussing the rest of your questions.

clarifier



1. Read the assigned section carefully.
2. Think about the main ideas being presented.
3. Jot down any words you find confusing.
4. Jot down any ideas you find confusing.
5. Tell your partner/group about your confusions. See if anyone in the group can clear things up.
6. Ask your group if they had any confusions. Try to clear up any of their confusions.

Restate the text in your own words.

Explain what you read in two or three sentences.

Ask one *on-* and one *under-the-surface* question.

The answer for *on-the-surface* questions can be found right in the text.

summarizer



1. Read the assigned section carefully.
2. Think about the main ideas being presented.
3. Jot down those main ideas on paper. Look for 3 or 4.
4. Use bold faced print and headings to help you.
5. Tell your partner/group what the section was about.
6. Avoid reciting all the little details.

predictor



1. Read the assigned section carefully.
2. Think about the main ideas being presented.
3. Based on what you have just read, predict what you think you will read next.
4. Jot down 3-4 predictions.
5. Tell your partner/group about your predictions. See what they think might happen next.

Harlem

BY LANGSTON HUGHES

What happens to a dream deferred?

questioner



1. Read the assigned section carefully.
2. Think about the main ideas being presented.
3. Jot down 3-4 "I wonder" statements about the content.
4. Read one question to your partner/group and ask for possible answers. Share your thoughts, too.
5. Continue discussing the rest of your questions.

clarifier



1. Read the assigned section carefully.
2. Think about the main ideas being presented.
3. Jot down any words you find confusing.
4. Jot down any ideas you find confusing.
5. Tell your partner/group about your confusions. See if anyone in the group can clear things up.
6. Ask your group if they had any confusions. Try to clear up any of their confusions.

Restate the text in your own words.

Explain what you read in two or three sentences.

Ask one *on-* and one *under-the-surface* question.

The answer for *on-the-surface* questions can be found right in the text.

Write down words or ideas that need to be clarified.

Discuss with your group.

summarizer



1. Read the assigned section carefully.
2. Think about the main ideas being presented.
3. Jot down those main ideas on paper. Look for 3 or 4.
4. Use bold faced print and headings to help you.
5. Tell your partner/group what the section was about.
6. Avoid reciting all the little details.

predictor



1. Read the assigned section carefully.
2. Think about the main ideas being presented.
3. Based on what you have just read, predict what you think you will read next.
4. Jot down 3-4 predictions.
5. Tell your partner/group about your predictions. See what they think might happen next.

Restate the text in your own words.

Explain what you read in two or three sentences.

Predict what is likely to happen.

Give evidence for your prediction.

Harlem

BY LANGSTON HUGHES

What happens to a dream deferred?

questioner



1. Read the assigned section carefully.
2. Think about the main ideas being presented.
3. Jot down 3-4 "I wonder" statements about the content.
4. Read one question to your partner/group and ask for possible answers. Share your thoughts, too.
5. Continue discussing the rest of your questions.

clarifier



1. Read the assigned section carefully.
2. Think about the main ideas being presented.
3. Jot down any words you find confusing.
4. Jot down any ideas you find confusing.
5. Tell your partner/group about your confusions. See if anyone in the group can clear things up.
6. Ask your group if they had any confusions. Try to clear up any of their confusions.

Ask one *on-* and one *under-the-surface* question.

The answer for *on-the-surface* questions can be found right in the text.

Write down words or ideas that need to be clarified. Discuss with your group.

summarizer



1. Read the assigned section carefully.
2. Think about the main ideas being presented.
3. Jot down those main ideas on paper. Look for 3 or 4.
4. Use bold faced print and headings to help you.
5. Tell your partner/group what the section was about.
6. Avoid reciting all the little details.

predictor



1. Read the assigned section carefully.
2. Think about the main ideas being presented.
3. Based on what you have just read, predict what you think you will read next.
4. Jot down 3-4 predictions.
5. Tell your partner/group about your predictions. See what they think might happen next.

Harlem

BY LANGSTON HUGHES

What happens to a dream deferred?

questioner



1. Read the assigned section carefully.
2. Think about the main ideas being presented.
3. Jot down 3-4 "I wonder" statements about the content.
4. Read one question to your partner/group and ask for possible answers. Share your thoughts, too.
5. Continue discussing the rest of your questions.

clarifier



1. Read the assigned section carefully.
2. Think about the main ideas being presented.
3. Jot down any words you find confusing.
4. Jot down any ideas you find confusing.
5. Tell your partner/group about your confusions. See if anyone in the group can clear things up.
6. Ask your group if they had any confusions. Try to clear up any of their confusions.

Restate the text in your own words.

Explain what you read in two or three sentences.


Predict what is likely to happen.

Give evidence for your prediction.

Ask one *on-* and one *under-the-surface* question.

The answer for *on-the-surface* questions can be found right in the text.


Write down words or ideas that need to be clarified. Discuss with your group.



summarizer



1. Read the assigned section carefully.
2. Think about the main ideas being presented.
3. Jot down those main ideas on paper. Look for 3 or 4.
4. Use bold faced print and headings to help you.
5. Tell your partner/group what the section was about.
6. Avoid reciting all the little details.



predictor



1. Read the assigned section carefully.
2. Think about the main ideas being presented.
3. Based on what you have just read, predict what you think you will read next.
4. Jot down 3-4 predictions.
5. Tell your partner/group about your predictions. See what they think might happen next.

Restate the text in your own words.

Explain what you read in two or three sentences.

Predict what is likely to happen.


Give evidence for your prediction.

Harlem

BY LANGSTON HUGHES

What happens to a dream deferred?


Does it dry up
 like a raisin in the sun?
 Or fester like a sore—
 And then run?
 Does it stink like rotten meat?
 Or crust and sugar over—
 like a syrupy sweet?



questioner



1. Read the assigned section carefully.
2. Think about the main ideas being presented.
3. Jot down 3-4 "I wonder" statements about the content.
4. Read one question to your partner/group and ask for possible answers. Share your thoughts, too.
5. Continue discussing the rest of your questions.



clarifier




1. Read the assigned section carefully.
2. Think about the main ideas being presented.
3. Jot down any words you find confusing.
4. Jot down any ideas you find confusing.
5. Tell your partner/group about your confusions. See if anyone in the group can clear things up.
6. Ask your group if they had any confusions. Try to clear up any of their confusions.

Ask one *on-* and one *under-the-surface* question.

The answer for *on-the-surface* questions can be found right in the text.


Write down words or ideas that need to be clarified. Discuss with your group.



summarizer



1. Read the assigned section carefully.
2. Think about the main ideas being presented.
3. Jot down those main ideas on paper. Look for 3 or 4.
4. Use bold faced print and headings to help you.
5. Tell your partner/group what the section was about.
6. Avoid reciting all the little details.



predictor



1. Read the assigned section carefully.
2. Think about the main ideas being presented.
3. Based on what you have just read, predict what you think you will read next.
4. Jot down 3-4 predictions.
5. Tell your partner/group about your predictions. See what they think might happen next.

Restate the text in your own words.

Explain what you read in two or three sentences.

Predict what is likely to happen.

Give evidence for your prediction.


Harlem

BY LANGSTON HUGHES

What happens to a dream deferred?

Does it dry up
 like a raisin in the sun?
 Or fester like a sore—
 And then run?
 Does it stink like rotten meat?
 Or crust and sugar over—
 like a syrupy sweet?


Maybe it just sags
 like a heavy load.



questioner



1. Read the assigned section carefully.
2. Think about the main ideas being presented.
3. Jot down 3-4 "I wonder" statements about the content.
4. Read one question to your partner/group and ask for possible answers. Share your thoughts, too.
5. Continue discussing the rest of your questions.



clarifier




1. Read the assigned section carefully.
2. Think about the main ideas being presented.
3. Jot down any words you find confusing.
4. Jot down any ideas you find confusing.
5. Tell your partner/group about your confusions. See if anyone in the group can clear things up.
6. Ask your group if they had any confusions. Try to clear up any of their confusions.

Ask one *on-* and one *under-the-surface* question.

The answer for *on-the-surface* questions can be found right in the text.

Write down words or ideas that need to be clarified Discuss with your group.

summarizer



1. Read the assigned section carefully.
2. Think about the main ideas being presented.
3. Jot down those main ideas on paper. Look for 3 or 4.
4. Use bold faced print and headings to help you.
5. Tell your partner/group what the section was about.
6. Avoid reciting all the little details.



predictor



1. Read the assigned section carefully.
2. Think about the main ideas being presented.
3. Based on what you have just read, predict what you think you will read next.
4. Jot down 3-4 predictions.
5. Tell your partner/group about your predictions. See what they think might happen next.



Restate the text in your own words.

Explain what you read in two or three sentences.

Predict what is likely to happen.

Give evidence for your prediction.

Harlem

BY LANGSTON HUGHES

What happens to a dream deferred?

Does it dry up
 like a raisin in the sun?
 Or fester like a sore—
 And then run?
 Does it stink like rotten meat?
 Or crust and sugar over—
 like a syrupy sweet?

Maybe it just sags
 like a heavy load.

Or does it explode?

questioner



1. Read the assigned section carefully.
2. Think about the main ideas being presented.
3. Jot down 3-4 "I wonder" statements about the content.
4. Read one question to your partner/group and ask for possible answers. Share your thoughts, too.
5. Continue discussing the rest of your questions.



clarifier



1. Read the assigned section carefully.
2. Think about the main ideas being presented.
3. Jot down any words you find confusing.
4. Jot down any ideas you find confusing.
5. Tell your partner/group about your confusions. See if anyone in the group can clear things up.
6. Ask your group if they had any confusions. Try to clear up any of their confusions.




Ask one *on-* and one *under-the-surface* question.

The answer for *on-the-surface* questions can be found right in the text.

Write down words or ideas that need to be clarified Discuss with your group.

summarizer



1. Read the assigned section carefully.
2. Think about the main ideas being presented.
3. Jot down those main ideas on paper. Look for 3 or 4.
4. Use bold faced print and headings to help you.
5. Tell your partner/group what the section was about.
6. Avoid reciting all the little details.

predictor



1. Read the assigned section carefully.
2. Think about the main ideas being presented.
3. Based on what you have just read, predict what you think you will read next.
4. Jot down 3-4 predictions.
5. Tell your partner/group about your predictions. See what they think might happen next.

Making a Fist

by [Naomi Shihab Nye](#)

questioner



1. Read the assigned section carefully.
2. Think about the main ideas being presented.
3. Jot down 3-4 "I wonder" statements about the content.
4. Read one question to your partner/group and ask for possible answers. Share your thoughts, too.
5. Continue discussing the rest of your questions.

clarifier



1. Read the assigned section carefully.
2. Think about the main ideas being presented.
3. Jot down any words you find confusing.
4. Jot down any ideas you find confusing.
5. Tell your partner/group about your confusions. See if anyone in the group can clear things up.
6. Ask your group if they had any confusions. Try to clear up any of their confusions.

Restate the text in your own words.

Explain what you read in two or three sentences.

Predict what is likely to happen.

Give evidence for your prediction.

Ask one *on-* and one *under-the-surface* question.

The answer for *on-the-surface* questions can be found right in the text.

Write down words or ideas that need to be clarified Discuss with your group.

summarizer



1. Read the assigned section carefully.
2. Think about the main ideas being presented.
3. Jot down those main ideas on paper. Look for 3 or 4.
4. Use bold faced print and headings to help you.
5. Tell your partner/group what the section was about.
6. Avoid reciting all the little details.



predictor



1. Read the assigned section carefully.
2. Think about the main ideas being presented.
3. Based on what you have just read, predict what you think you will read next.
4. Jot down 3-4 predictions.
5. Tell your partner/group about your predictions. See what they think might happen next.



Restate the text in your own words.

Explain what you read in two or three sentences.

Predict what is likely to happen.

Give evidence for your prediction.

Making a Fist

by [Naomi Shihab Nye](#)

For the first time, on the road north of Tampico,
I felt the life sliding out of me,
a drum in the desert, harder and harder to hear.
I was seven, I lay in the car
watching palm trees swirl a sickening pattern past the glass.
My stomach was a melon split wide inside my skin.

questioner



1. Read the assigned section carefully.
2. Think about the main ideas being presented.
3. Jot down 3-4 "I wonder" statements about the content.
4. Read one question to your partner/group and ask for possible answers. Share your thoughts, too.
5. Continue discussing the rest of your questions.



clarifier



1. Read the assigned section carefully.
2. Think about the main ideas being presented.
3. Jot down any words you find confusing.
4. Jot down any ideas you find confusing.
5. Tell your partner/group about your confusions. See if anyone in the group can clear things up.
6. Ask your group if they had any confusions. Try to clear up any of their concerns.




Ask one *on-* and one *under-the-surface* question.

The answer for *on-the-surface* questions can be found right in the text.

Write down words or ideas that need to be clarified Discuss with your group.

summarizer



1. Read the assigned section carefully.
2. Think about the main ideas being presented.
3. Jot down those main ideas on paper. Look for 3 or 4.
4. Use bold faced print and headings to help you.
5. Tell your partner/group what the section was about.
6. Avoid reciting all the little details.

predictor



1. Read the assigned section carefully.
2. Think about the main ideas being presented.
3. Based on what you have just read, predict what you think you will read next.
4. Jot down 3-4 predictions.
5. Tell your partner/group about your predictions. See what they think might happen next.

Restate the text in your own words.

Explain what you read in two or three sentences.

Predict what is likely to happen.

Give evidence for your prediction.

Making a Fist

by [Naomi Shihab Nye](#)

For the first time, on the road north of Tampico,
I felt the life sliding out of me,
a drum in the desert, harder and harder to hear.
I was seven, I lay in the car
watching palm trees swirl a sickening pattern past the glass.
My stomach was a melon split wide inside my skin.

"How do you know if you are going to die?"
I begged my mother.
We had been traveling for days.
With strange confidence she answered,
"When you can no longer make a fist."

questioner



1. Read the assigned section carefully.
2. Think about the main ideas being presented.
3. Jot down 3-4 "I wonder" statements about the content.
4. Read one question to your partner/group and ask for possible answers. Share your thoughts, too.
5. Continue discussing the rest of your questions.

clarifier



1. Read the assigned section carefully.
2. Think about the main ideas being presented.
3. Jot down any words you find confusing.
4. Jot down any ideas you find confusing.
5. Tell your partner/group about your confusions. See if anyone in the group can clear things up.
6. Ask your group if they had any confusions. Try to clear up any of their confusions.

Ask one *on-* and one *under-the-surface* question.

The answer for *on-the-surface* questions can be found right in the text.

Write down words or ideas that need to be clarified Discuss with your group.

summarizer



1. Read the assigned section carefully.
2. Think about the main ideas being presented.
3. Jot down those main ideas on paper. Look for 3 or 4.
4. Use bold faced print and headings to help you.
5. Tell your partner/group what the section was about.
6. Avoid reciting all the little details.



predictor



1. Read the assigned section carefully.
2. Think about the main ideas being presented.
3. Based on what you have just read, predict what you think you will read next.
4. Jot down 3-4 predictions.
5. Tell your partner/group about your predictions. See what they think might happen next.



Restate the text in your own words.

Explain what you read in two or three sentences.

Predict what is likely to happen.

Give evidence for your prediction.

Making a Fist

by [Naomi Shihab Nye](#)

For the first time, on the road north of Tampico,
I felt the life sliding out of me,
a drum in the desert, harder and harder to hear.
I was seven, I lay in the car
watching palm trees swirl a sickening pattern past the glass.
My stomach was a melon split wide inside my skin.

"How do you know if you are going to die?"
I begged my mother.
We had been traveling for days.
With strange confidence she answered,
"When you can no longer make a fist."

Years later I smile to think of that journey,
the borders we must cross separately,
stamped with our unanswerable woes.
I who did not die, who am still living,
still lying in the backseat behind all my questions,
clenching and opening one small hand.

questioner



1. Read the assigned section carefully.
2. Think about the main ideas being presented.
3. Jot down 3-4 "I wonder" statements about the content.
4. Read one question to your partner/group and ask for possible answers. Share your thoughts, too.
5. Continue discussing the rest of your questions.



clarifier



1. Read the assigned section carefully.
2. Think about the main ideas being presented.
3. Jot down any words you find confusing.
4. Jot down any ideas you find confusing.
5. Tell your partner/group about your confusions. See if anyone in the group can clear things up.
6. Ask your group if they had any confusions. Try to clear up any of their concerns.



Ask one *on-* and one *under-the-surface* question.

The answer for *on-the-surface* questions can be found right in the text.

Write down words or ideas that need to be clarified Discuss with your group.