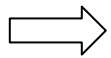


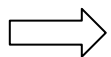
You have your thesis.



First, make a decision about how to organize your essay.

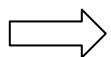
- Chronologically. You might try first, second, finally (beginning of the book, middle, at the end) or when *this* happens, when *this* happens, and when *this* happens. This could work with dynamic character and topics such as growing up, for example.
- By character. You might divide your topic into categories of family (the Finches, the Ewells, and the Radleys, for example) or by individual (Mayella Ewell, Walter Cunningham, Boo Radley). This could work with growing up and doing the right thing, among other topics.
- You could categorize your topic according to type. Some ideas are listed below:
 1. private, shared, public
 2. ethical, political, familial
 3. school, work, church (court, play)

There are lots other ideas and lots of ways to be right. The important thing is to choose an organizational structure that suits your topic.



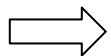
Select quotations that support your thesis. Don't forget to record the page numbers (Lee 18).

You need nine.

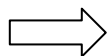


Explain how each quotation supports your thesis.

Please don't say the same thing over and over.



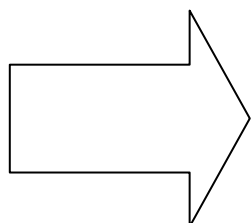
Type it up, check your mechanics (spelling, usage, punctuation, citations), and turn it in.



Your WORKS CITED should be one entry long.



Try using the organizer I gave you for the Family Biography essay.



The essay will be scored to our ESSAY RUBRIC.

All rules apply, including:

NO FIRST PERSON

NO DIRECT ADDRESS

EMBED AND CITE YOUR QUOTATIONS